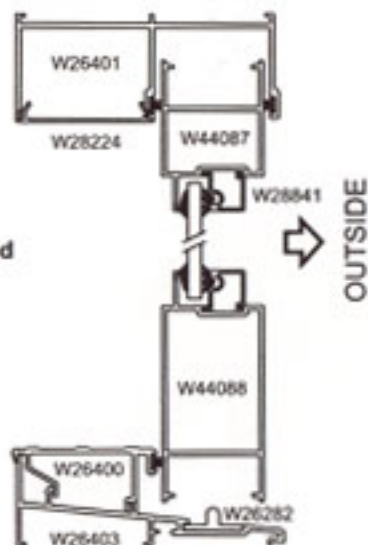


**Single Slider Limitations :**

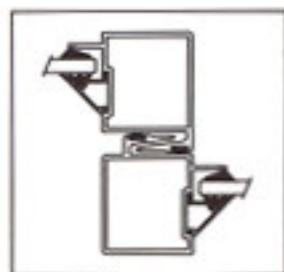
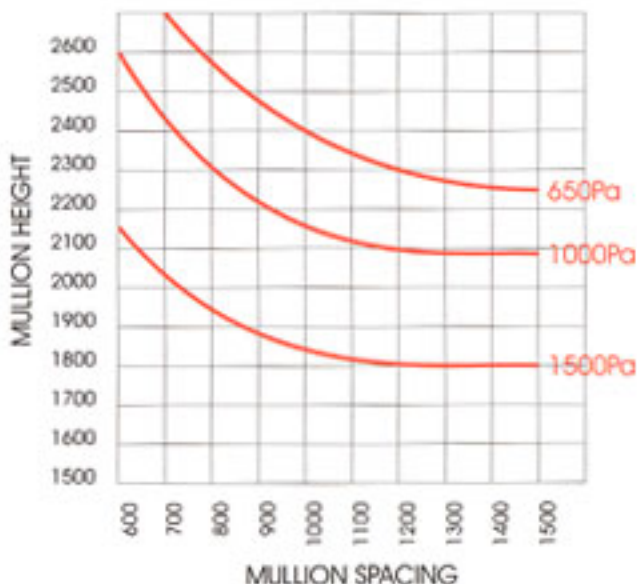
**Standard Interlocker:**  
 650Pa - 3600W x 2400H  
 1000Pa - 3600W x 2200H  
 1500Pa - 3600W x 2100H

All doors over 2100 high should be fitted with a midrail

### Section B-B

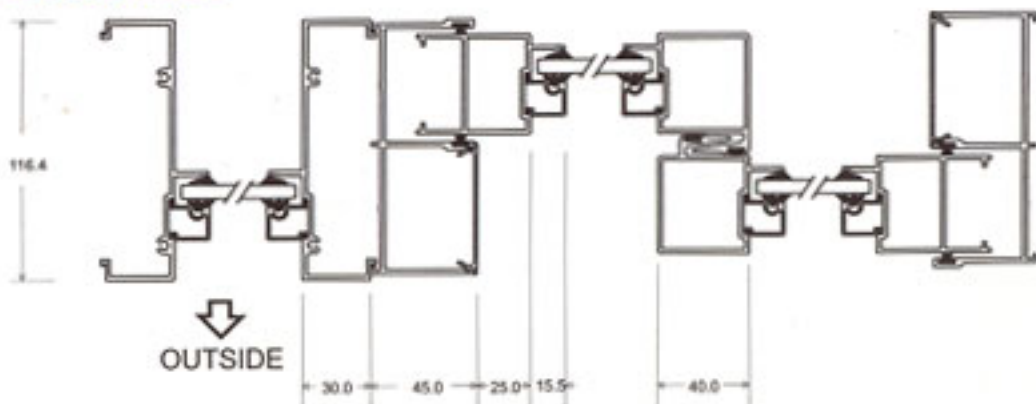


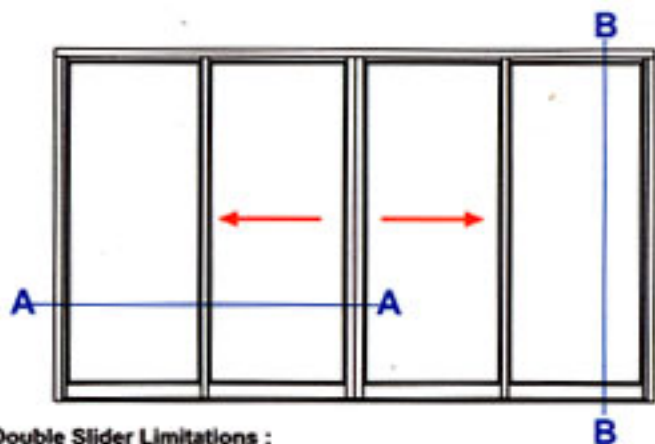
### Approximate Interlocker Limitation



Angled Glazing

### Section A-A



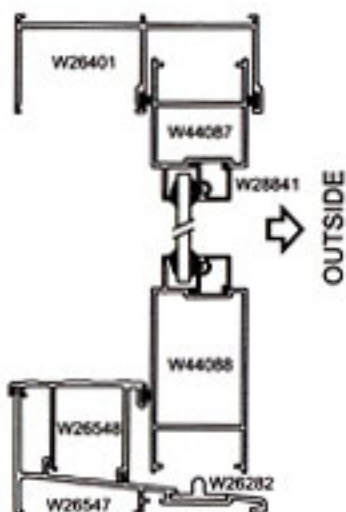


**Double Slider Limitations :**

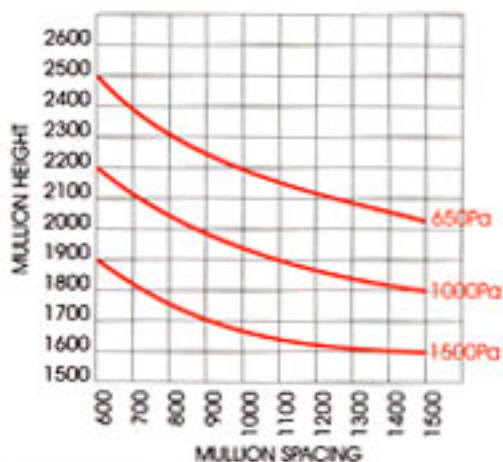
**Standard Astragal:**  
 650Pa - 6000W x 2100H  
 1000Pa - 4800W x 1900H  
 1500Pa - 4800W x 1650H

**Heavy Duty Astragal:**  
 650Pa - 6000W x 2400H  
 1000Pa - 6000W x 2200H  
 1500Pa - 6000W x 2100H

### Section B-B



### Approximate Limitation Standard Astragal



Alternative Standard Astragal

### Section A-A

